




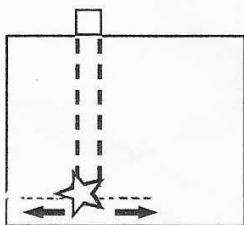
The wise men followed a star and came to worship Jesus.

Matt. ch.2



THE VISIT OF THE WISE MEN - ACTIVITY SHEET

Cut out the picture along the black lines and slit the dotted line.
Cut out the long thin strip
Cut out star (roughly) and glue on to gold/silver paper.
Cut round edges of star. Carefully attach this to end of strip.
(Staple or glue) Slot through slit so it can be moved
back and forth. (See diagram)


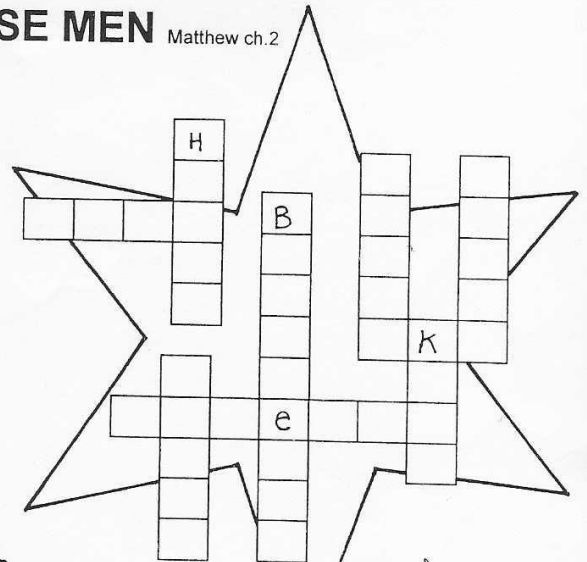


VISIT OF THE WISE MEN Matthew ch.2



Can you complete the story and then fit the words into the crossword?

Some _____ from the East saw a special _____ in the _____. It meant that a new _____ had been born, so they followed it. They came to Jerusalem but _____ did not know anything about this new king. The star moved on to _____.

How happy the wise men were to find _____ there after such a long journey. They gave Him their _____ and worshipped Him.



Colour in the shapes with a dot to find out what gifts the Wise Men gave to Jesus



It was very important to the Wise Men that they found Jesus. Make a list of things that are important to you.

.....

.....

.....

You will need a sheet of A4 white or light coloured card, coloured pens/pencils/crayons, 9 sticky backed gems or cut out 9 circles from coloured card or left-over Christmas paper, scissors, glue (any sort), string / ribbon / wool - 30 cms long, scraps of coloured tissue paper / Christmas paper

The **Wise Men** Go to Find Baby Jesusthey set off to follow a very bright star in the sky and they knew that this star was shining for a newborn king.

Something is missing from them! They all need a F - - -. You choose, it can be Happy / Smiley / Thoughtful.


Each Wise Man has a C - - - on his head. Colour 3 circles on each crown or add 3 sticky backed gems (if you have any) or cut out 3 different circles from coloured card or left-over Christmas paper. Next you can colour the rest of the crown.

Each Wise Man needs a rich coloured cloak so you choose what colour and design this is going to be.

When the **Wise Men** reached Bethlehem they noticed that the star had stopped moving right above the house where Jesus was living. The **Wise Men** went in and found Jesus. They were very happy. They bowed down to Jesus and gave him **gifts**.

Colour these gifts in different colours or glue scraps of tissue paper or bits of Christmas paper onto the gifts. Then cut out the gifts and stick a gift in the centre of each Wise Man's cloak so that it looks like the Wise Man is holding his gift! At the top of the picture thread ribbon, string or wool through the 2 holes.


Gold



Frankincense



Myrrh



Cut along this black line

