


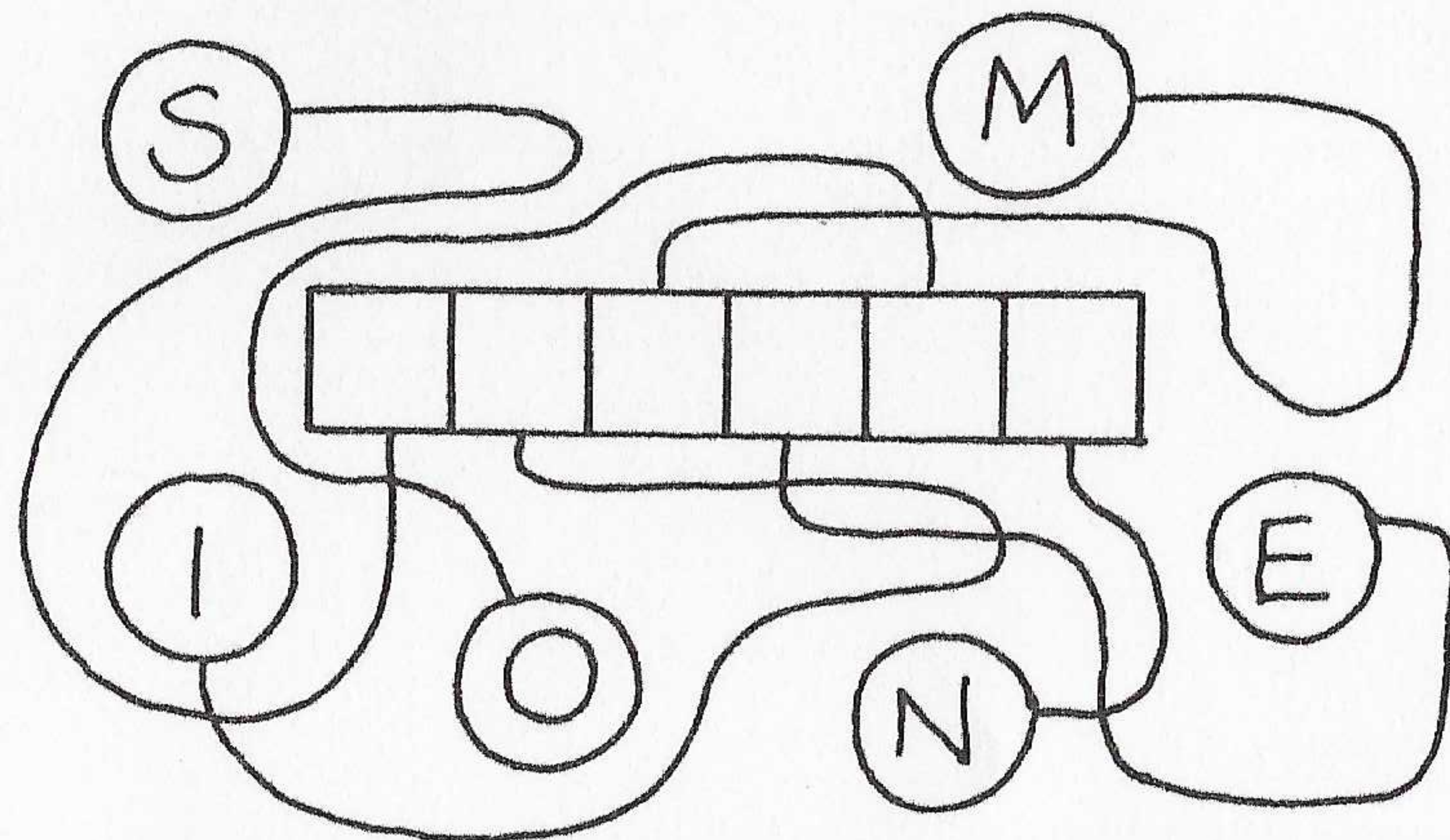
“JUST AS YOU PROMISED, MY EYES HAVE SEEN THE ONE WHO WILL SAVE US.”

Luke 2:22-40



Every first born ---- was presented to the ----, and a ---- was offered, which was a ---- of turtle doves or ----.

This man's name is



He had hoped all his life to see the saviour of the world. And now.....


THE NIRECOGNISED JESUS
SWASNTHERESAVIOURS

Colour the dotted letters.

Memory Verse Jigsaw







You will need a sheet of A4 coloured card or paper, scissors, glue, piece of wool or string 20cms long, colouring pens or pencils or various stickers to decorate the card

Instructions: - 1) Cut round all the Jigsaw pieces on this card. 2) Use the pieces to make the Memory Verse. 3) Cut round the black lines on the shape below. 4) Put glue on the back of each piece of jigsaw and fix in the correct place. 5) If you want to hang your Memory Verse up, make a small hole at the top of the card and thread wool or string through the hole and tie a knot to join the two ends together.




Activity Sheet for 2-4 years of age

- Print onto card or paper
- Adult supervision needed! Use crayons / colouring pencils
- Colour flower heads, draw face on flower head or cut round circle with face, then glue to flower




cut carefully round flower heads when complete.



Activity Sheet for 2-4 years of age.

- Adult supervision needed! Crayons or colouring Pencils
- Colour trees, then glue onto trees bits of coloured tissue paper or decorative paper.

5



five trees

Simeon and Anna Puppets

Cut out the puppets on the dotted lines, and attach pencils to the backs with tape. Use the background on the next page to perform this story.



