

Dear Sunday Clubbers,

This is the last, very important session with Dr Luke. Here is what we are doing today and can do all through next week, which ends next Sunday, 4th April, with Easter Day!

1. Watch the video posted on the Nant Coch website,

'Peter and Joanna's Story'

2. If you have a Dr Luke workbook, fill in Session 10. We would love for you to share what you have said on the last page of the book, if you would like to. Remember **God Loves You!**

3. **Younger ones pack:**

a. Jesus is Alive! Colouring sheet to colour and decorate

b. Jesus is Alive Maze

c. Bookmarks to colour, stick onto card, cut out and give as gifts

d. Instructions for making an Easter Garden

4. **Older ones pack:**

a. 'The King of Love Instant Art', to follow instructions and make into a card

b. Jesus is Alive Maze


c. Bookmarks to colour, stick onto card and give as gifts

d. Instructions for making an Easter Garden

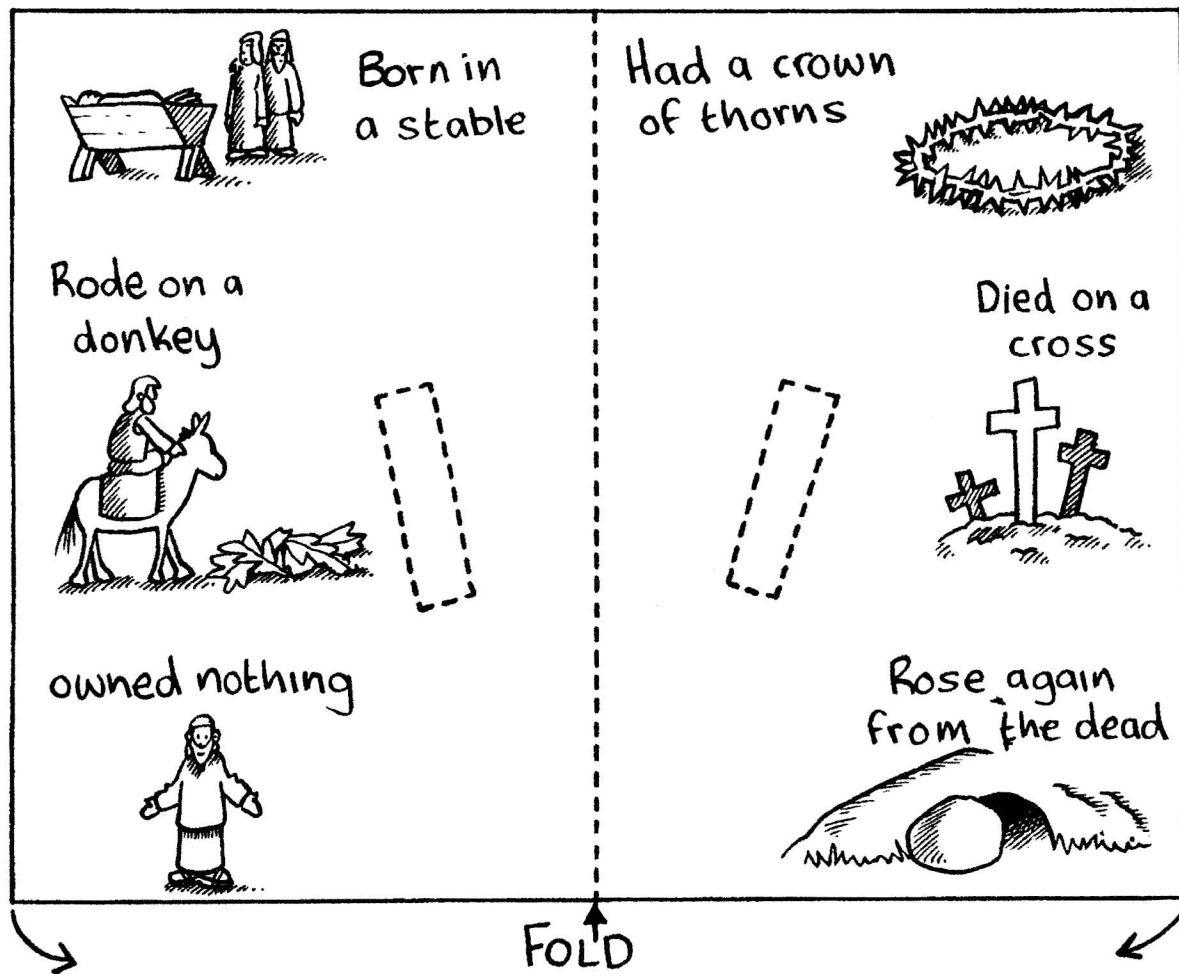
Remember Easter Day Service at Nant Coch Church.....

10.30am next Sunday, 4th April!

# Jesus is Alive!

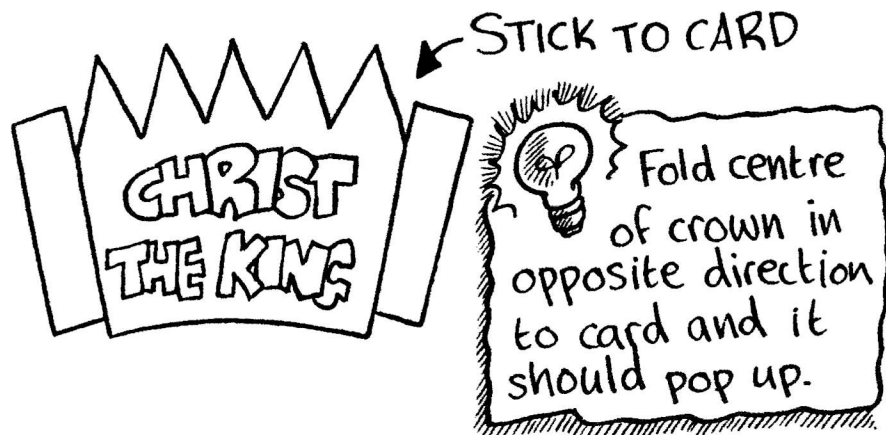


# The King of Love



Once folded  
write on the  
front of the  
card -

OUR KING  
AND  
OUR GOD



PRAY

Jesus risen Lord, come  
and rule our hearts  
and minds and bring  
peace to your world.

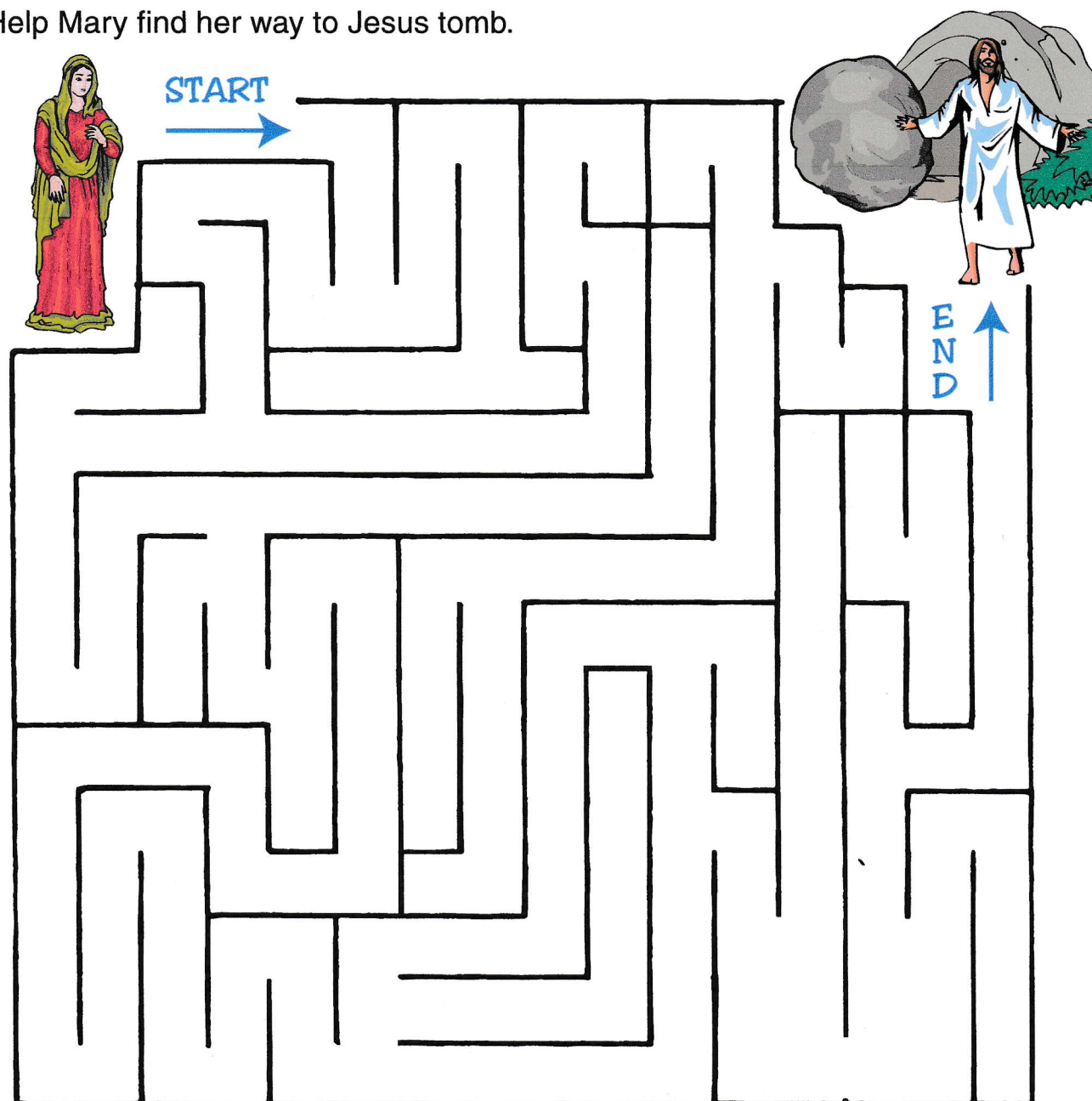
BibleWise





## *Jesus is Alive Maze*

Early Easter morning, Mary Magdalene visited Jesus' tomb. The stone had been rolled away, and Jesus was not in the tomb. She was very sad because she thought someone had taken Jesus' body.

Then Mary saw a man she thought was the gardener. She was so happy to see the man was Jesus! She ran to tell the disciples Jesus was alive.

Help Mary find her way to Jesus tomb.







## Instructions for making your Easter Garden

You will need

- a foil tray or plate
- a toilet roll
- a large stone
- some garden moss and some small stones (in the bag)



Make the toilet roll into the garden tomb by snipping with scissors into each end and folding down. Next, draw a small door in the side and cut out – get some help as it may need sharp scissors to do this



Put the tomb you have made into the tray and cover both with some of the moss



Make a path leading to the tomb with the small stones and close the tomb with the large stone



On Easter morning you can open the tomb by removing the stone and maybe scattering some flower petals all around.

**Jesus is Alive!**