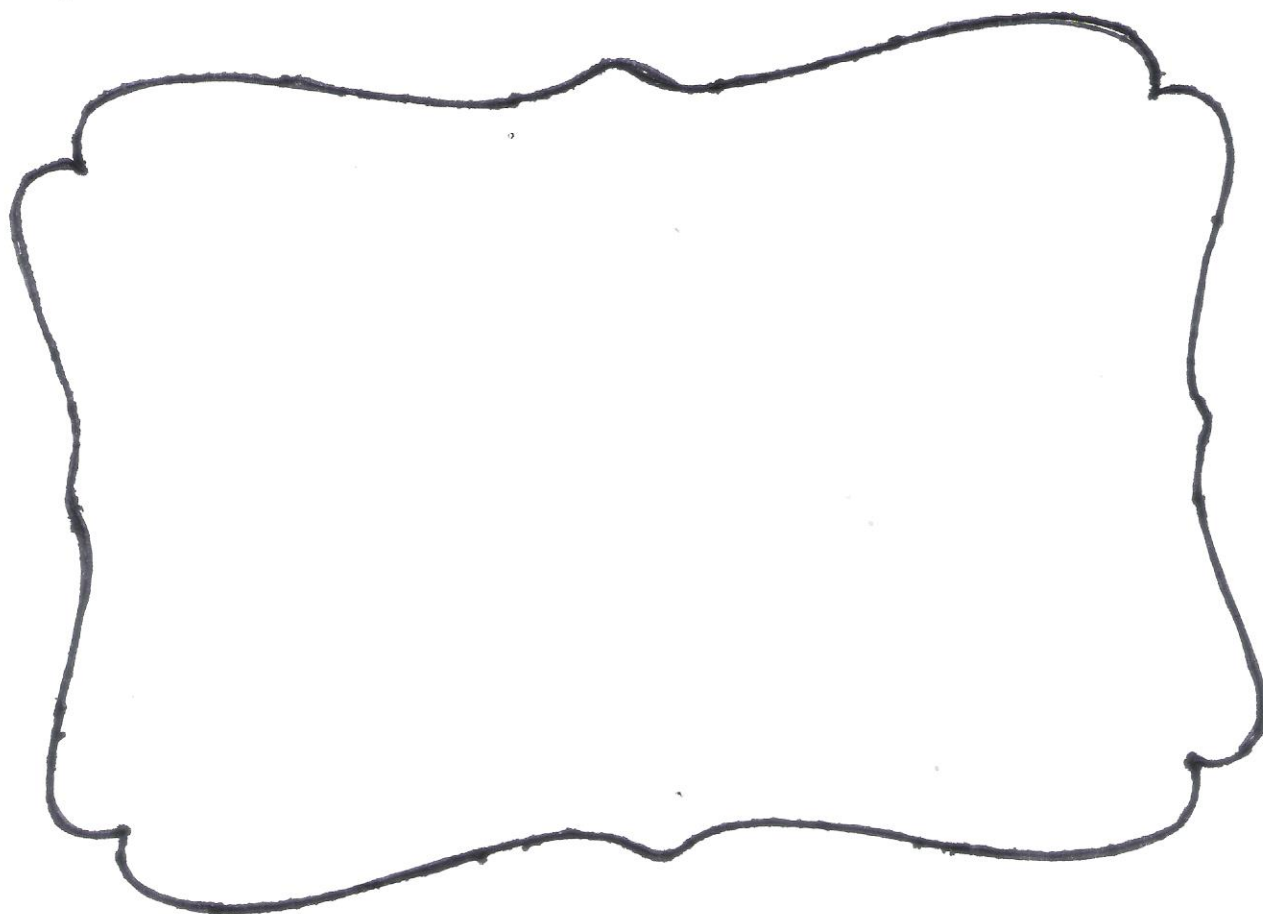


Online S/Club Craft 16<sup>th</sup> August 20

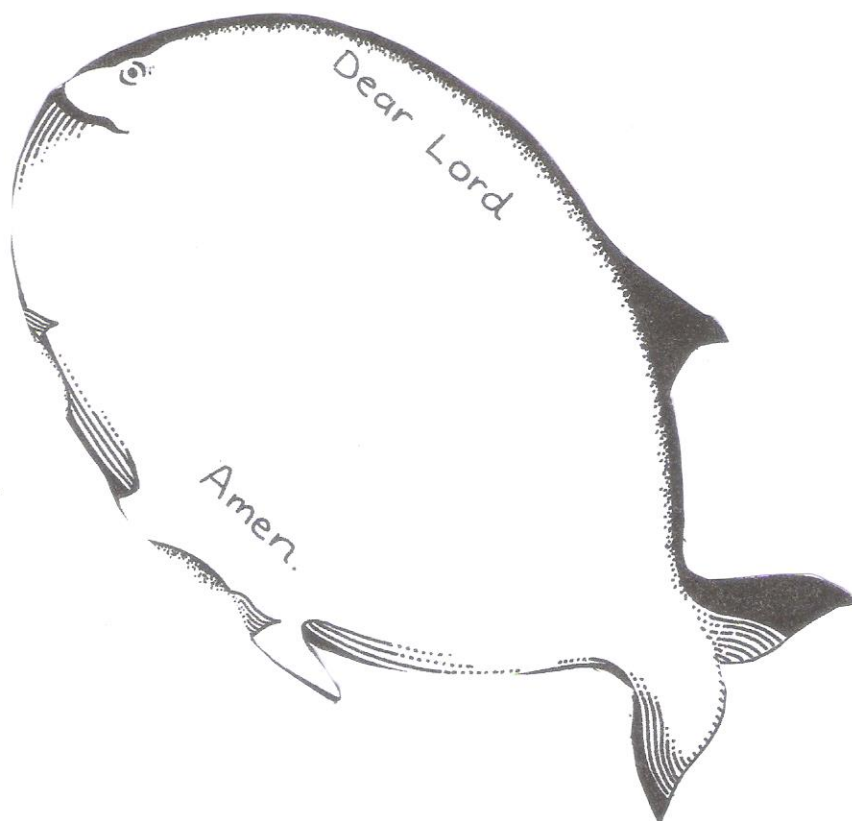
**Requirements:** 2 x A4 sheets of white card (or pale coloured A4 card) colouring pens /pencils/crayons, glue stick or any other type of glue, scissors, fish stickers optional

**Craft 1a – Prayer Card:** On white or pale coloured card cut carefully round the black line of the design



**Craft 1b - Big Fish:**

- Cut round the Big Fish
- On the Big Fish write or draw something to be *Thankful* for
- Glue the Big Fish onto the Prayer Card
- Decorate the Prayer Card with stickers or draw shells or anything to do with the sea.




## Online S/Club Craft 16<sup>th</sup> August 20

**Requirements:** Use 1 x A4 sheet of white card (or pale coloured A4 card), colouring pens / pencils / crayons, scissors, fish stickers or any stickers you might already have, a piece of wool / ribbon / twine - 40 cms long

### Craft 1c - Book Mark

- 1) Cut round the Book Mark shape below, glue onto card, cut round Book Mark
- 2) Colour in the fish on the Book Mark
- 3) Carefully make a hole at the bottom of the Book Mark (you may need to ask an adult to help you)
- 4) Thread the piece of wool / ribbon / twine through the hole, tie a double knot so 2 pieces of wool / ribbon / twine hang down
- 5) Create a design on the back of the Book Mark



When I was in trouble,  
LORD, I *prayed* to you  
and you *listened* to me.

Jonah 2:2